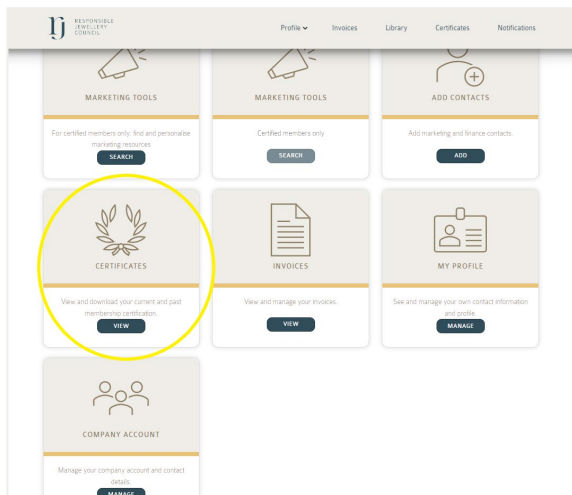
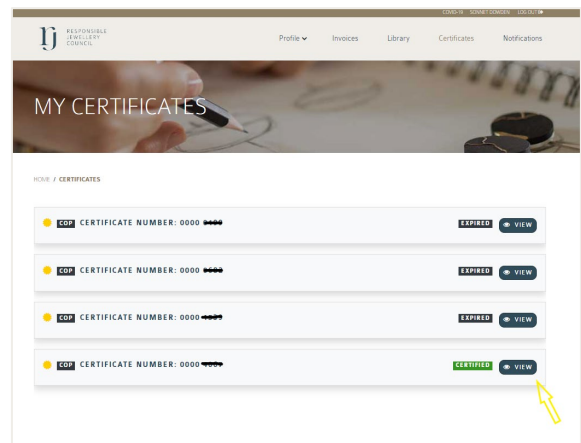


HOW TO DOWNLOAD CERTIFICATE AND LOGOS FOR CERTIFIED MEMBERS

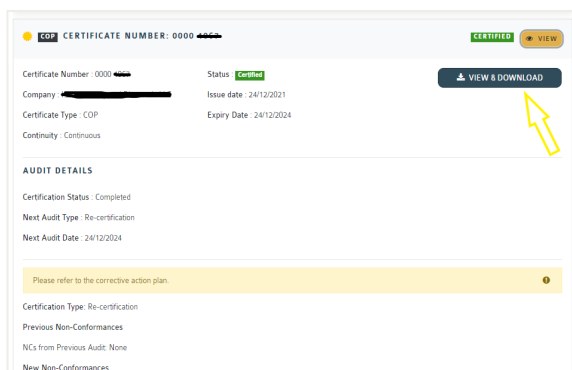
1. Login to portal and click **VIEW** on **CERTIFICATES** tile.



2. Click **VIEW** beside the record highlighted **CERTIFIED** (expired Certificates are disabled).



3. On the **CERTIFICATION DETAILS** page click **VIEW** and **DOWNLOAD**



4. Click on the **DOCUMENT NAME** on left column of the grid. The file will automatically download to your device.

